

Vaughn Thermal Corporation



Water Heaters

Vaughn
Controllers

TPP SERIES



Hydrastone Lined Indirect Water Heater

FEATURES

Heavy Duty Construction

- Hydrastone cement lining provides long tank life
- Plastic jacket will not rust, scratch or dent eliminating damage and is maintenance free
- No sacrificial anode rod required

High Efficiency

- Industry's lowest standby heat loss reduces your operating costs

Advanced Electronic Controller

- Electronic thermostat provides accurate & reliable temperature control

Comprehensive Warranty

- 10 Year, Non-Prorated Warranty
- Optional Lifetime Warranty
- 2 Year Labor Allowance
- 5 Year, Non-Prorated Commercial Warranty



High Performance and High Efficiency

The Vaughn Top Performer Plus Indirect Water Heater combines advanced engineering and Hydrastone cement lining to provide the industry's longest lasting and most reliable indirect water heater. The high efficiency design includes a factory installed and field removable all copper heat exchanger coil to provide maximum hot water output while significantly reducing mineral build up. The Vaughn industry leading technologies include an electronic thermostat with adjustable differential to ensure delivery of highly accurate and consistent hot water. The advanced tank design utilizes a Hydrastone cement lining for long life and is insulated with polyurethane foam for high efficiency and the lowest stand by heat loss rating in the industry. Time proven components, advanced engineering, long lasting tank and high efficiency design all make the Vaughn Top Performer Plus Indirect Water Heater the preferred choice for your water heating needs.



Worth the Weight

High Efficiency • Superior Performance • Long Service Life

HIGH EFFICIENCY INDIRECT WATER HEATER

Factory Installed and Field Removable Heat Exchanger

- Easy installation - no on site assembly needed
- All fittings on top of tank
- T&P relief valve included with every tank

Hydrastone Lining

(Actual Lining Thickness Shown)

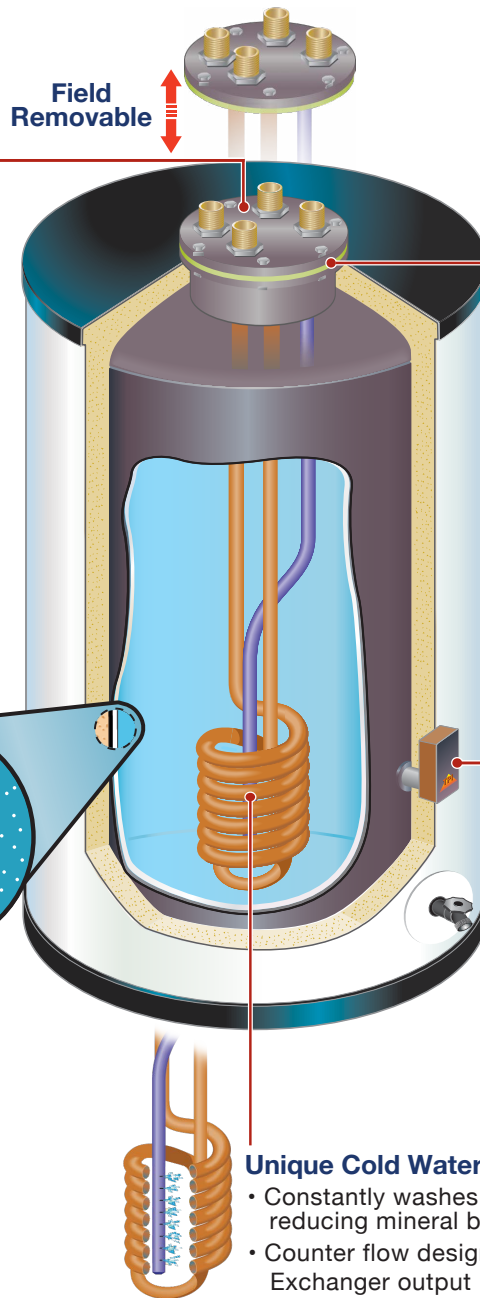
A seamless ½" thick cement lining is impervious to adverse water conditions and is proven to be the most effective method of preventing tank failure due to corrosion. Hydrastone lining absorbs and traps water, which then loses its oxygen and becomes inert, thus preventing tank corrosion.

Premium Insulation

2" thick polyurethane foam combined with heat-retaining hydrastone lining allows less than 0.3°F heat loss per hour.

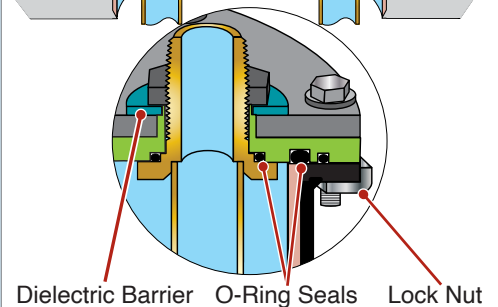
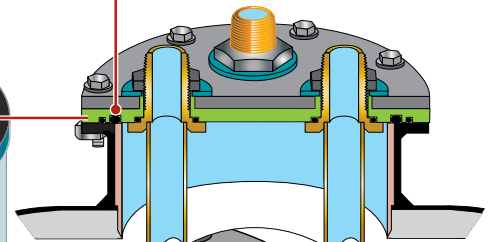
Protected Steel Surface

No Sacrificial Anode Rod Required



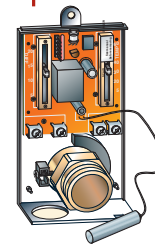
O-Ring Gasket Design

- Eliminates installation guesswork
- Simplifies coil replacement



Electronic Thermostat

- Temperature accuracy within 2°
- Eliminates temperature overshooting
- LED displays operating mode



Unique Cold Water Diffuser

- Constantly washes the Heat Exchanger reducing mineral build-up by 50%
- Counter flow design increases Heat Exchanger output by more than 20%

Worth the Weight

Factory Installed, Field Removable Heat Exchanger!

✓ Low Energy Cost

✓ Highest Efficiency

✓ High Output

✓ Long Service Life

TANK SPECIFICATIONS

Model	Storage Capacity (Gallons)	Overall Dimensions (Inches)		Shipping Weight (Lbs)	Domestic Water		Boiler Water Supply/Return (Heating Coil)	T&P Relief Valve
		Height	Diameter		Cold Water Inlet	Hot Water Outlet		
S10TPP	10	20.25"	20"	90	3/4" MNPT	3/4" MNPT	3/4" MNPT	3/4" FNPT
S30TPP	27	39"	20"	172	3/4" MNPT	3/4" FNPT	3/4" MNPT	3/4" FNPT
S35TPP	35	39"	22¾"	185	3/4" MNPT	3/4" FNPT	3/4" MNPT	3/4" FNPT
S50TPP	50	40"	26"	238	3/4" MNPT	3/4" FNPT	3/4" MNPT	3/4" FNPT
S70TPP	70	46½"	28"	290	3/4" MNPT	3/4" FNPT	3/4" MNPT	3/4" FNPT
S70DTPP	70	46½"	28"	290	1½" MNPT	1½" MNPT	1" MNPT	3/4" FNPT

Note: For ¾" outlet a brass Tee is supplied for T&P relief valve installation in the domestic hot water outlet connection. For 1½" outlet models the T&P relief valve installs directly in the tank.

PERFORMANCE SPECIFICATIONS

Model	First Hour Rating (GPH)		Boiler Output (@ 200°F)	Boiler Water Continuous Flow		Standby Heat Loss
	115°F	140°F	BTU/HR	Flow Rate (GPM)	Head Loss (ft. w.c.)	°F/HR
S10TPP*	270	200	140,000	6 GPM	7 ft. w.c.	0.96
S30TPP	295	225	150,000	6 GPM	7 ft. w.c.	0.78
S35TPP	300	230	150,000	6 GPM	7 ft. w.c.	0.72
S50TPP	320	250	150,000	6 GPM	7 ft. w.c.	0.56
S70TPP	340	270	150,000	6 GPM	7 ft. w.c.	0.45
S70DTPP	475	385	235,000	14 GPM	14 ft. w.c.	0.45

Note: * Model S10TPP not yet AHRI certified.

First hour ratings based on:

- 50°F inlet water temperature
- 200°F boiler water supply to coil
- Outputs may vary depending on boiler size, boiler water supply temperature, flow rate through coil and circumstances of installation and use.
- Ratings for other temperatures available at www.vaughncorp.com

OPTIONS

- ☐ Double wall heat exchanger
- ☐ Back-up electric heating element for supplemental heating (specify wattage and voltage)
- ☐ Optional Lifetime Limited Warranty



WARRANTY INFORMATION

Comprehensive Warranty:

- 10 year, non-prorated warranty
- Optional Lifetime Warranty
- 2 year labor allowance
- 5 year, non-prorated commercial warranty



About Vaughn

Headquartered in Massachusetts since 1961, Vaughn Thermal Corporation is the leading manufacturer of cement lined water heaters. The company manufactures electric, hybrid, indirect and solar water heaters for residential and commercial applications and also manufactures digital energy controllers and electronic devices used by electric utilities for load controlling water heaters.

For more information, please visit us on the web at:
www.vaughncorp.com

Vaughn Product Line

- Residential Electric Water Heaters
- Hybrid Heat-Pump Water Heaters
- Commercial Electric Water Heaters
- Indirect Water Heaters
- Solar/Multi-Fuel Water Heaters
- Range Boilers
- Buffer Tanks
- Geothermal Storage Tanks
- Storage Tanks
- Off Peak Timers
- Digital Energy Controllers
- Electronic Thermostats

Committed to continuous improvement...

Continuing research results in product improvement; therefore specifications are subject to change without notice. For the most updated information, consult factory directly.

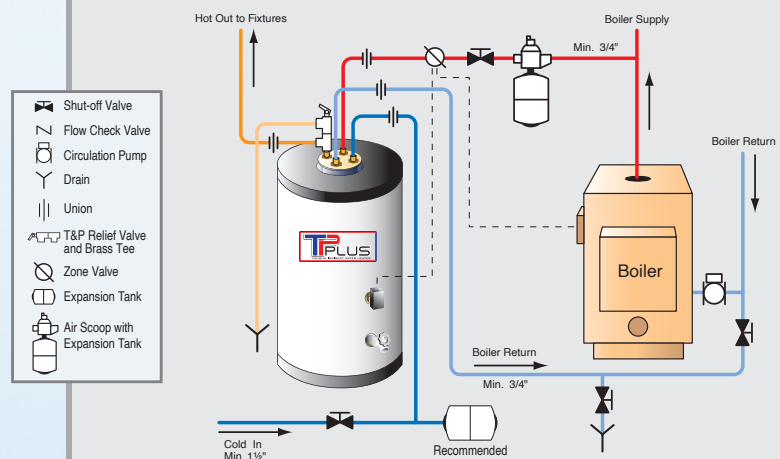
For more engineering and performance information, please visit us on the web at:

www.vaughncorp.com

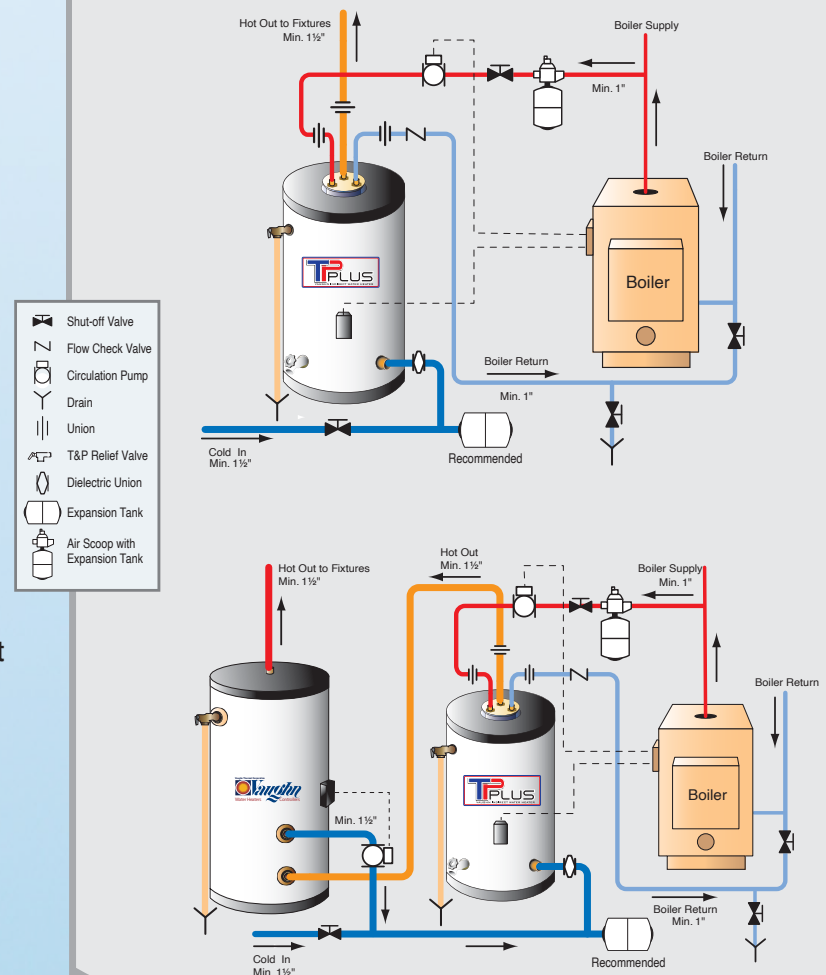


Piping Layouts

Residential



Commercial



Vaughn Thermal Corporation



26 Old Elm Street P.O. Box 5431 Salisbury, MA 01952-5431

Tel: (978) 462-6683 Fax: (978) 462-6497

www.vaughncorp.com

MADE IN USA

